


BPW CONGRESS APP

www.bpwinternationalcongress2024.org






This is your virtual **BPW Congress App - on your smartphone/tablet/laptop**

We recommend that you first create your account on your laptop or computer. When you log in afterwards on your smartphone, steps 3 and 4 are no longer necessary; simply use your login data. You can also access your account on your laptop at any time. Support can be found in the Montserrat room.

How to install the **BPW Congress App**

1. Go to the browser and type www.bpwinternationalcongress2024.org
2. Log in with the email address you have used in the registration form
3. Create a personal password and fill in your profile
4. Accept the data privacy.
5. On your smartphone: Add your **BPW Congress App** to your home screen:
 - go to 
 - scroll to the bottom
 - Click the “Add to Home Screen” button
 - follow the instructions

How to use the **BPW Congress App**

-  Surf your BPW Congress App or use the big icons
- Item of the agenda: click  to add the event to your personal agenda. This is no registration; it is for your personal agenda only.
- Schedule: Categories of Events e.g. Business Session, Social Events
- Profiles of Attendees: connect and network!
- Speakers and High-Level Speakers: Bios and Profiles
- Activity Feed: post your highlights, ideas – Congress internal interactive tool, visible for all attendees
- Sponsors: Connect with the Sponsors and leave a thank you!
- Your Photo (top right): Your personal agenda, favorites, notes and message inbox, profile edit and preferences.
-  Announcements: mind the alerts!
-  Messages: your personal inbox
- Red dot  means click for updates!